

Ballina.



E: sales@qcg.co.nz | W: www.qcg.co.nz | P: 0800 525 585



Ballina is a modern porcelain collection, providing a contemporary earthy character through four warm tones. The subtle limestone design is timeless and effective in any space or installation.

PRODUCT TYPE: Glazed Porcelain

COLOURS: See colour options overleaf

SIZES⁽¹⁾: 600x600

SURFACES: Natural Matt

EDGES: Rectified

USAGE: Suitable for floors and walls

TECHNICAL INFO: See overleaf

VARIATION⁽³⁾: V2

WARRANTY⁽³⁾: 15 Years


ORIGIN: China

(1) Sizes are nominal and may include a grout joint. (2) Variation is an inherent property of tiles and stone. (3) If further details are required regarding our warranty or terms please contact our team on sales@qcg.co.nz or 0800 525 585

Ballina.

E: sales@qcg.co.nz | W: www.qcg.co.nz | P: 0800 525 585

COLOURS:












SIZES:

600x600

TECHNICAL CHARACTERISTICS STANDARD VALUE

Compliant with standards EN 14411 annex G group Bla. Compliant with standards ISO 13006 annex G group Bla.

	Water absorption	EN ISO 10545-3	<0.5%
	Frost Resistance	EN ISO 10545-12	✓
	Chemical resistance	EN ISO 10545-13	✓
	Size variation	EN ISO 10545-2	-
	Thickness	-	9.5 mm
	Hardness (MOHS)	EN 101	-
	Faces	-	10
	Breaking Strength	EN ISO 10545-4	-
		Anti-slip	Natural
	Slip Resistance	DIN 51130 (R) *	-
		AS/NZS 4586:2013 (SRV)	-
		Average BP (P)	-